

*Annual*  
**Commodore's Cup**  
**Corinthian Sailing Club**  
*On White Rock Lake*

## **Sailing Instructions**

May 6-7, 2023

### **1. RULES**

The regatta will be governed by the rules as defined in the Racing Rules of Sailing (RRS). If there is a conflict between these Sailing Instructions and the RRS, these Sailing Instructions shall prevail.

### **2. NOTICES TO COMPETITORS**

Notices to competitors will be posted on the official notice board located at the clubhouse at the Corinthian Sailing Club (CSC).

### **3. CHANGES IN SAILING INSTRUCTIONS**

Any change in the Sailing Instructions on Saturday will be posted within 15 minutes of the end of the skippers meeting and on Sunday by 8:00am. Any change in the Sunday schedule of races will be posted by 7:00 pm on Saturday.

### **4. SIGNALS MADE ASHORE**

4.1. Signals made ashore will be displayed from the CSC clubhouse mast.

4.2. When flag AP is displayed ashore, 1 minute is replaced with "not less than 30 minutes" in the race signal AP. This changes Race Signals AP.

### **5. SCHEDULE OF RACES**

#### Saturday May 6

8:00 – 10:00 Breakfast, check-in and late registration.

10:00 Skippers meeting.

11:00 Warning signal for the first race.

Lunch break at the dock.

2:00 Two back to back races will follow the lunch break.

No first fleet signal after 4:30

5:30 Happy Hour.

6:30 Dinner and Party with live music.

## Sunday May 7

8:00 – 9:30 Breakfast.

10:00 Warning signal for the first race of the day.

No race will be started after 12:30 PM. This changes the Notice of Race.

Lunch will be served. Awards presentation to follow.

## 6. CLASSES

6.1 Three boats of any one design will race as a class. Boats that do not form a one design class will be assigned to an Open class.

6.2 The starting order and class flag for each class will be announced at the skippers meeting and posted on the notice board. The starting order may be changed at the signal boat course board by displaying code Flag "L" with one (1) sound prior to the first warning signal and using the following class symbols:

A--Aero

C--Corinthian

FS--Flying Scot

L--Laser

O--Open

S--Snipe

## 7. THE COURSES

7.1 The diagrams in Attachment A show the courses, including the order in which marks are to be passed and the side on which each mark is to be left. Attachment B shows an example of the use of the signal boat course board if the starting order is changed.

7.2 No later than the first warning signal, the starting order and courses will be displayed on the course board on the signal boat. Courses will be listed below the start number and fleet code(s) using course designators followed by course modifiers, if applicable, as shown in Attachment B.

7.3 When a W course is designated for Flying Scots and/or Corinthians, and there are more than three boats that have checked in with the signal boat from any of the other classes, the T course should be used for such class. The off wind legs of the T course may be at shallow angles to the off wind leg of the W course. If a W course is simultaneously designated with a G, O and/or T course, all designated courses will use the same windward, offset and leeward marks. See the course diagrams, Attachment A.

## 8. MARKS

8.1. Marks will be orange, yellow or white spherical or cylindrical buoys or tetrahedrons. The marks on the course(s) will be designated at the competitors meeting. Offset marks will be white smaller spherical buoys.

8.2. New marks, as provided by RRS 33, will have a black band. In a subsequent change, the new mark will be replaced by an original mark.

## 9. THE START

9.1. Races will be started using RRS 26 with the warning signal given 5 minutes before the starting signal. The starting signal for one class will be coincident with the warning signal for the next. Any class recalled at the start shall restart before the next class is started.

9.2. The starting line will be between an orange flag on the committee boat and a nearby buoy. The Preparatory Signal shall be made with either of the P, Z, Z/I, or I flags. Neither the U or Black Flag will be used. This changes RRS 30.3 and 30.4.

## 10. INDIVIDUAL RECALLS

Individual Recalls will be signaled in accordance with RRS 29.1. In addition, the committee may hail the number of the OCS boat(s). Failure of the over-early boat(s) to hear such notification will not be grounds for redress.

## 11. THE FINISH

11.1 The finish line will be between a staff displaying a blue flag on a race committee boat and a nearby buoy, except when finishing a shortened course the "S" flag shall be used as per RRS 32.2.

11.2 Any boat significantly behind the other boats in her fleet may be finished in place by the committee with notification by a hail from any committee boat.

11.3 Flag H, displayed with no sound, means boats should return to the harbor. Flag B, displayed with no sound, means boats should stay in the area for a back-to-back race.

## 12. TIME LIMITS

The time limit for each race will be 90 minutes for the first boat to sail the course and finish. If no boat within a class finishes within the time limit, the race shall be abandoned for that class. If the race is not abandoned, boats not finishing within the later of (i) 90 minutes, or (ii) 30 minutes after the first boat of a class finishes (the "Finishing Window"), and not subsequently retiring, penalized or given redress, will be scored Time Limit Expired (TLE) without a hearing. A boat scored TLE shall be scored points for the finishing place one more than the points scored by the last boat that finished within the Finishing Window. This changes RRS 35, A5.1, A5.2 and A10.

## 13. PROTESTS AND REQUESTS FOR REDRESS

13.1. Appendix T (Arbitration) will be in effect.

13.2. Protests shall be delivered to the committee within 30 minutes after the race committee boat docks and makes one sound following the last race of the day. The time the committee boat docks and a list of protests received will be posted on the notice board. Hearings will be held as soon as possible after racing each day.

#### 14. SCORING:

The low point scoring system, Appendix A of RRS, will be used except no score will be excluded. This changes RRS A2.1. One race constitutes a regatta. Errors due to missing or duplicate sail numbers shall not be grounds for redress.

#### 15. CHECK-IN

Prior to the warning signal of the first race each day, each boat shall sail past the race committee boat on starboard tack and hail her sail number until acknowledged by a member of the race committee. During check in avoid the starting line area while the RC is setting a mark.

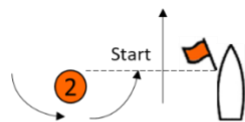
#### 16. PRIZES

Prizes will be awarded to the top finisher in each class. If the class has 6 or more entries, the top 2 finishers will be awarded. If the class has 10 or more entries, the top 3 finishers will be awarded. In addition, each prize winner from each fleet will have their name and place of finish permanently inscribed on the Commodore's Cup Trophy, a perpetual trophy to be displayed in the Corinthian Sailing Club clubhouse on a permanent basis.

#### 17. DISCLAIMER OF LIABILITY:

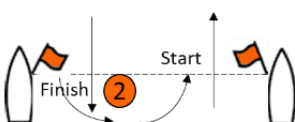
Competitors participate in the regatta entirely at their own risk. See RRS 4, Decision to race. The organizing authority will not accept any liability for material damage or personal injury or death sustained in conjunction with or prior to, during or after the regatta.

Attachment A: Course Diagrams



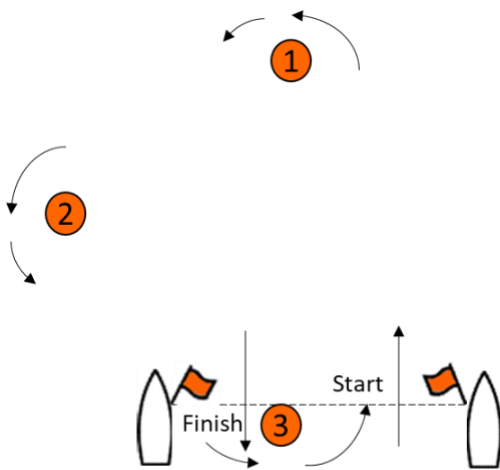
W (Odd # of legs with upwind finish)

W1	Start – Finish
W3	Start – 1- 1a – 2 - Finish
W5	Start – 1- 1a – 2 – 1 – 1a – 2 – Finish



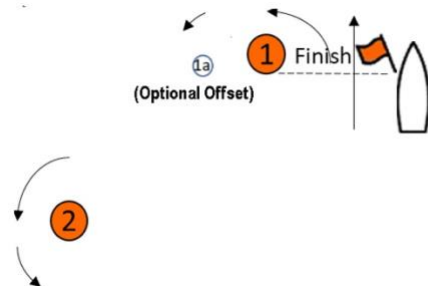
W (Even # of legs with downwind finish)

W2W	W2: Start -1 – 1a - Finish
W4	Start – 1- 1a – 2 – 1 – 1a - Finish
W6	Start – 1- 1a – 2 – 1 – 1a – 2 – 1 – 1a - Finish



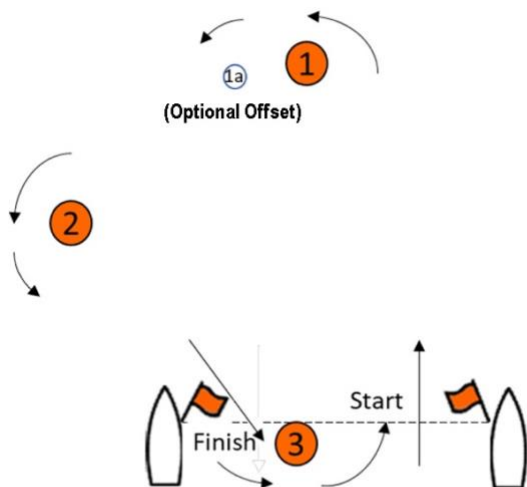
G (Gold Cup)

G	Start – 1 – 2 – 3 - 1 - Finish



O/T (OLYMPIC & TRIANGLE--WINDWARD FINISH)

T4	Start - 1 -- 1a – 2 - 3 - Finish
T7	Start – 1 -- 1a – 2 – 3 – 1 -- 1a – 2 – 3 -- Finish
T10	Start - 1--1a--2--3--1--1a--2--3--1--1a--2--3--Finish
O	Start – 1 --1a -- 2 – 3 – 1 --1a – 3 – Finish



### TRIANGLE LEEWARD FINISH

T3	Start - 1 -- 1a - 2 - Finish
T6	Start - 1 -- 1a - 2 - 3 - 1-- 1a - 2 - Finish
T9	Start - 1 --1a -- 2 - 3 - 1 --1a - 2 -- 3 -- 1 -- 1a -- 2 - Finish

### Attachment B: Sample Course Board

Start/Class Flag	1		2	3
Class	SL	A	C	FS
Course	T	T	W	W
Course Modifier	6	3	4	4